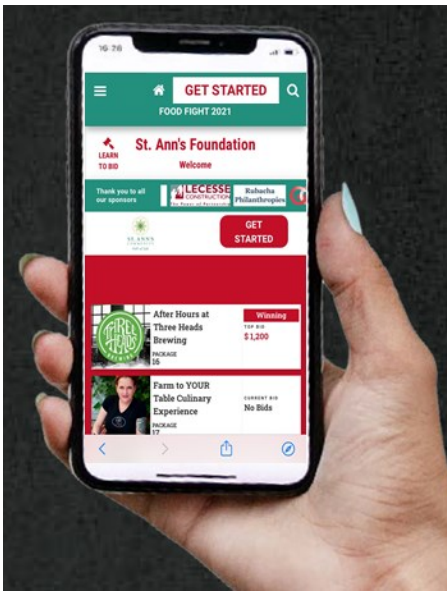


# FOOD FIGHT 2021

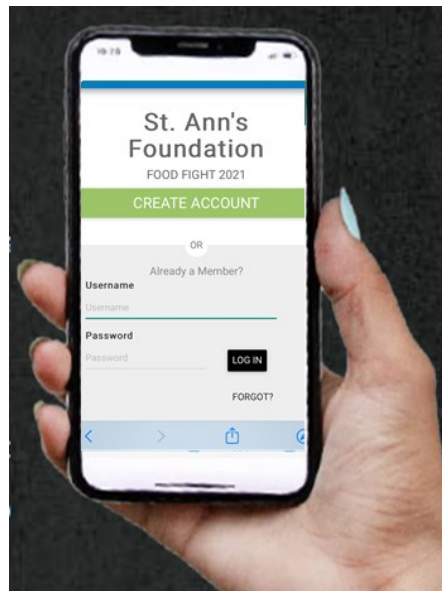
## Auction & Cash Call Online Registration Instructions

**Step 1.** Click the link  
<https://foodfight2021.ggo.bid>

**Step 2:** Click **GET STARTED**



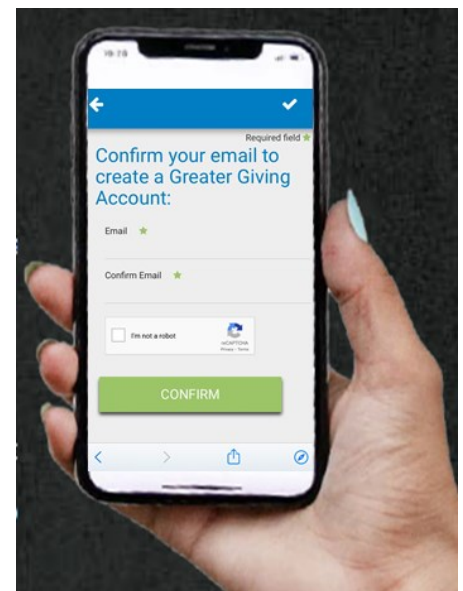
**Step 3.** Click  
**CREATE ACCOUNT**



**Step 4.** Enter & Confirm Email to be used for notifications.

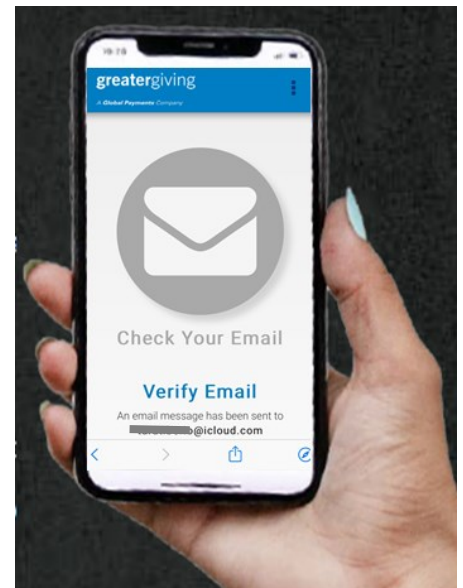
Check *I Am Not A Robot*

Click **CONFIRM**



**Step 5.** Verify your email. Verification email details –  
From: Greater Giving Login  
Subject: Verify Email for Greater Giving  
(note - if you have used Greater Giving at any past event your email may already be on file. If this is the case, follow the link in the verification email to reset your password).

**Step 6.** Click the link in email. Enter the following details:  
Login (create password), Name, Address, Phone, Credit Card.  
Click **CREATE**



**Step 7.** Receive confirmation email (this may take up to 48 hrs)

**Step 8.** Click the link in the confirmation email — <https://foodfight2021.ggo.bid>

**Step 9.** Click **GET STARTED** and login with the Username and Password created in Step 6.

**Step 10.** Click **Start Bidding!** (your name should appear next to Welcome). Scroll down and click on the package that interests you!